

KAESER
COMPRESSORS®

Built for a lifetime.



Oil-free Screw Compressors

CSG-2, DSG-2, and FSG-2 Series

Capacities from: 192 to 1774 cfm

Pressures from: 45 to 145 psig

kaeser.com

Oil-free Rotary Screw Compressors

The new dimension in oil-free compression

With logical component layout and exceptional attention to detail, Kaeser's 2-stage oil-free air compressors were designed specifically with the user in mind. Kaeser's renowned quality offers peace of mind and built for a lifetime™ reliability.

Long-term reliability

Compressed air simply has to be available where and whenever it's needed. Kaeser's 2-stage oil-free rotary screw compressors are built to last and ensure many years of dependable performance. With nearly a century of experience in engineering, Kaeser's components are tried and tested to deliver the durability and compressed air availability needed to meet the toughest demands.

Innovation you can trust

Using all of the advantages that Kaeser's advanced Research and Development Center in Coburg, Germany has to offer, Kaeser's engineers have designed every detail of these oil-free air compressors with maximum efficiency and performance in mind.

Lowest life cycle costs

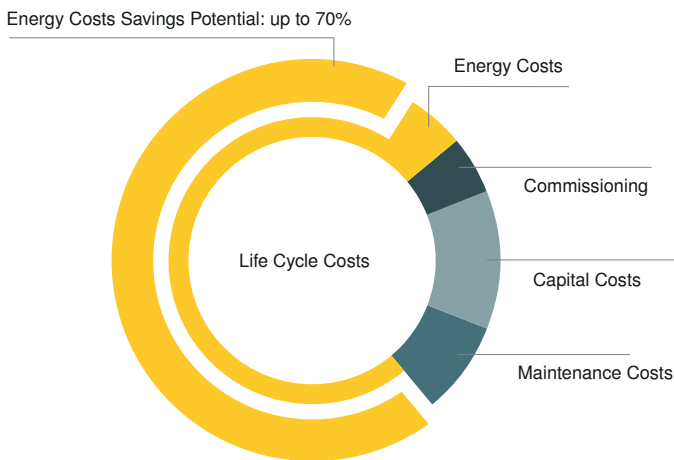
Kaeser quality and expertise really count when it comes to the all-important total system costs for complete compressed air systems. Lowest possible compressed air costs and maximum availability can be guaranteed only through a combination of perfect interplay between energy efficiency and service / maintenance, and by viewing the compressed air supply system as a whole.

Service-friendly

These versatile systems were engineered for maximum ease-of-use and servicing right from the outset of the design stage. Fewer wearing parts and using premium quality materials ensure reduced maintenance requirements, longer service intervals, and extended service life. Excellent component accessibility as a result of generously sized maintenance doors and a swing-out cooler are just some of the features that make servicing these units so effortless.

Energy efficiency

Capital and maintenance costs account for only a small part of a compressor's total life cycle costs. Since energy accounts for the largest portion, Kaeser has been committed to minimizing your energy costs for compressed air production for over 40 years.






KAESER

FSG 420-2

OILFREE. AIR 




Kaeser airends: Precise, durable, efficient



Proven airends

At the heart of every Kaeser oil-free compressor lies a rugged, two-stage rotary screw airend proven to withstand the toughest operation. Providing optimum performance and dependability, every airend ensures maximum efficiency throughout its entire service life.




Durable coating

The blasted and bonderized rotors are treated using a special coating process which provides an innovative and durable coating resistant to temperatures up to 575°F. Because this coating is highly abrasion-proof, its sealing and protection performance remain consistent — even after years of operation — providing additional cost savings.



Chromium steel rotors

The second compression stage's rotors are made from stainless steel, which eliminates the risk of rotor corrosion and seizing.



Jacket-cooled airend


Jacket cooling is used in the high pressure compression stage of the airend to ensure optimal heat dissipation, which greatly enhances efficiency.

Efficient drive systems with advanced control



Sigma Control 2™

The onboard controller ensures efficient control and compressor operation monitoring. The large display and RFID reader provide easy communication and maximum security. Multiple, selectable interfaces enable seamless networking capability, while the SD card slot makes updates quick and easy.



Integrated web server

The Sigma Control 2 is equipped with its own web server, making compressor status visualization possible via Intranet/Internet. This means that operational data and maintenance/ alarm messages can be viewed, with password protection, from any PC running a standard Internet browser. This feature benefits users by simplifying operation and maintenance.



Sigma Air Manager 4.0

This advanced master control system can coordinate operation of up to 16 rotary screw compressors with maximum energy efficiency and also enables seamless documentation of all operational parameters.



Kaeser Connect

The Sigma Air Manager 4.0's integrated web server provides visual display of all compressed air system data in the form of HTML pages. The information is available anytime, anywhere, and can be visualized in real-time on all network-capable devices.



120 PSIG 09:26 185°F

ON LOAD	- on	2A - Load
Key	18005h Load	17105 h
Run		1995 h
Maintenance inc.		

KAESER



SIGMA CONTROL 2

KAESER
KOMPRESSOREN
03/20XX

Service-friendly



(1) Hydraulic inlet valve

The hydraulically operated inlet valve on Kaeser oil-free rotary compressors is unaffected by contamination and condensate. This makes the valve more reliable and easier to maintain than pneumatic styles.



(2) Fiber-free pulsation dampeners

Kaeser's fiber-free pulsation dampeners keep pressure losses to an absolute minimum, help maintain consistent air quality, and minimize unwanted vibration. In addition, their fiber-free design reliably eliminates the possibility of compressed air contamination.






(3) Easy access coupling



The electric motor directly drives the airend with zero transmission losses via a maintenance-free coupling. As there is no need for complicated disassembly or alignment work, the easy-access coupling can be exchanged quickly and easily.



(4) High efficiency condensate separator

Thanks to its flow-optimized design, the newly developed condensate separator reliably separates the condensate downstream of the aircoolers—with minimal pressure loss.






Cleaning made simple

Cleaning the aircoolers on DSG-2 and FSG-2 models is convenient and easy thanks to our unique swing-out design—no crane is needed. Service technicians can clean the coolers in considerably less time and right next to the machine, without the risk of contaminating the unit's interior.



Reliable operation even in extreme heat

Air-cooled units can operate dependably in ambient temperatures up to 115°F thanks to the durable and energy-efficient radial fan.




Air-cooling

Dependable performance— Even under extreme conditions


The benefits:

- Cooling water infrastructure not needed
- Meticulously designed machines with logical component layout make maintenance and service work quick and easy, ensuring further savings
- The heated cooling air can be easily re-used for space-heating



Outstanding durability thanks to pre-cooling

Highly effective pre-cooling with a stainless steel tube cooler on the high pressure side ensures outstanding air cooler durability. Furthermore, this durable cooler combination also delivers comparably low compressed air discharge temperatures.



Energy-saving interior ventilation


When the large radial fan in air-cooled oil-free compressors is switched off as part of the transition to standby mode, this energy-saving, temperature-controlled standstill fan reliably removes the remaining heat in the compressor package.

Water-cooling

Compact energy savers


The benefits:

- Exceptionally low compressed air discharge temperature thanks to separate high quality air coolers
- Load-dependent cooling water for optimum compressor cooling and simultaneous, efficient cooling-water usage
- Compact design





Parallel heat exchanger

Both the low and high pressure stages of Kaeser's water-cooled oil-free screw compressors are equipped with their own dedicated parallel heat exchanger for enhanced heat transfer. This optimized cooling improves specific power performance.



Optimized water cooler

Water-cooled compressors feature highly efficient air/water heat exchangers. Cupronickel (CuNi10Fe) cooling pipes with internal star lamella fins provide optimum heat transfer and the lowest possible compressed air discharge temperatures with minimal pressure loss.



Smart control

Water-cooled oil-free compressors feature sealed water control valves that are actuated via the onboard Sigma Control 2. The controller precisely adjusts water volume to meet actual load requirement.

Permanent adjustment

The important but time consuming task of performing hydraulic adjustment of both aircoolers is carried out continuously and automatically when the machine is in operation. Cooling performance is therefore optimally matched to the operating conditions.



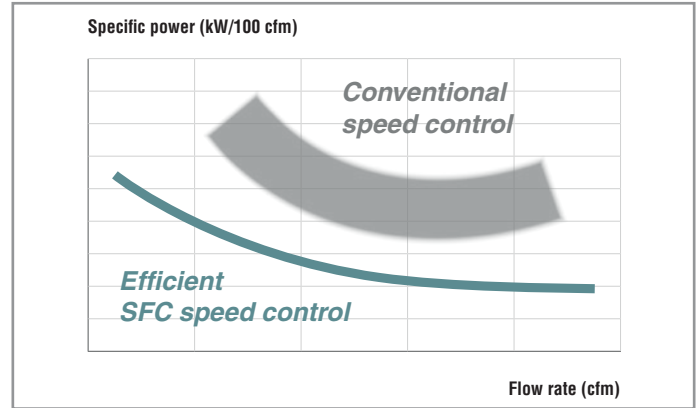
Variable frequency drive (SFC)

Kaeser's oil-free screw compressors are available with integrated Sigma Frequency Control (SFC) to provide superior part load efficiency and steady pressure in applications with varying air demands. Standard features include EMI filters and line reactors for extra electrical system protection.



VFD drive from Siemens

SFC versions feature the latest in Siemens drive technology for enhanced reliability, world-wide support, and easy integration into system controls. The Siemens frequency converter has a control algorithm adapted to the motor. With the finely turned combination of a frequency converter and a synchronous reluctance motor, Kaeser achieves the "IES2" highest system efficiency class as defined by the DIN-EN 50598 standard.



Optimized specific power

Together, the moderate maximum speed and near-constant specific power across the wide variable speed control range, achieve significant energy savings throughout the entire operating curve.



Premium efficiency drive motors

Kaeser uses premium efficiency Totally Enclosed Fan Cooled (TEFC) motors with class F insulation for extra protection from heat and contaminants. Each of the three motor windings is actively monitored through its own Pt100 temperature sensor. Kaeser is currently the only compressed air systems provider to equip its compressors with super premium efficiency IE4 motors as standard. Standard voltages are 460 or 575 V (3-phase, 60 Hz). Other voltages are available.



Safe operation even in hotter environments

A generously-sized SFC module and efficient control cabinet cooling allow Kaeser variable frequency drive compressors to be used in high ambient temperatures.

Integrated refrigerated dryer (T models)

Kaeser's CSG-2 (50 - 125 hp) models are available with an optional integrated refrigerated dryer to ensure compressed air drying for the intended application and all flow rates. These high quality industrial machines protect your pneumatic equipment and protects from moisture — even under the harshest conditions.



Energy-saving drying


An integrated design, together with the generously-dimensioned aluminum block heat exchanger, keeps pressure loss less than 1.5 psi. The energy-saving scroll refrigeration compressor helps achieve compressed air energy savings.



Excellent accessibility

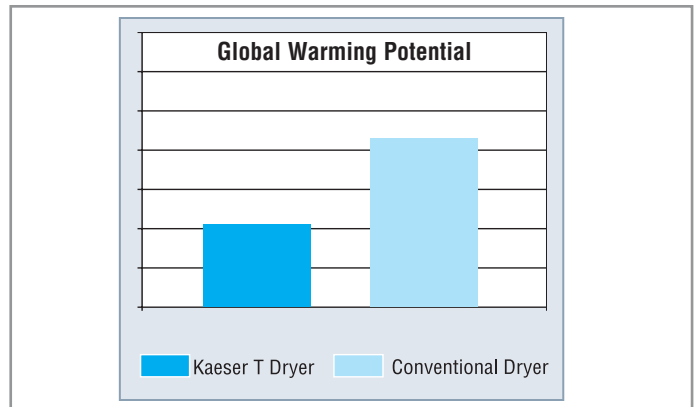
All refrigerated dryer components are easily accessible via the service door on the front of the unit, making dryer service and maintenance work a breeze.





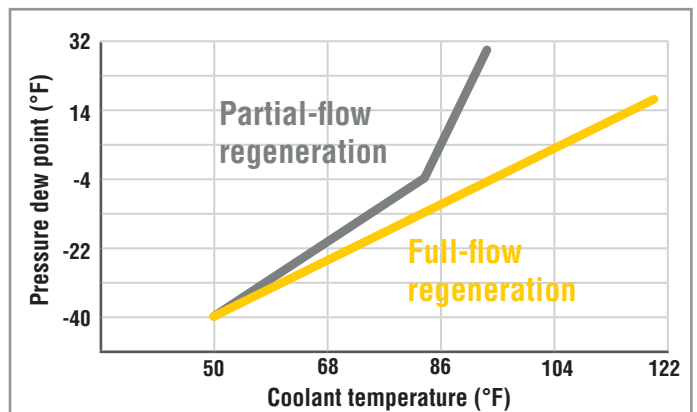
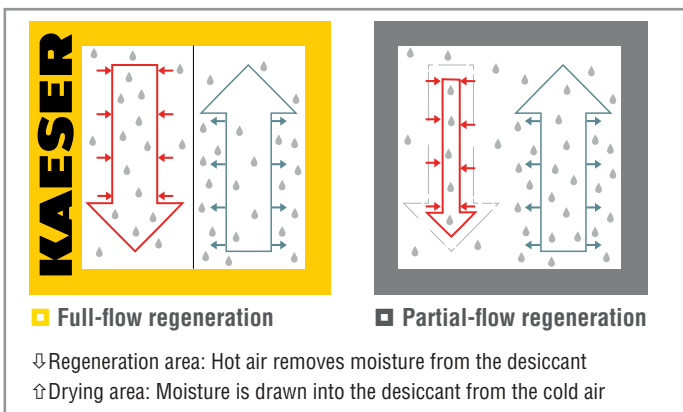
Centrifugal separator with Eco-Drain

Before flowing into the refrigerated dryer, the compressed air passes through Kaeser's unique centrifugal separator which efficiently removes accumulating condensate. This reduces the load on the dryer as well as energy consumption. A zero loss Eco-Drain is standard to automatically remove the captured moisture.



Climate friendly R-513A refrigerant

In addition to energy saving controls, our integrated dryers feature the new R-513A refrigerant with 56% lower global warming potential (GWP) than common dryer refrigerants. Combined with our advanced heat exchanger design, we need only half the refrigerant — resulting in the most climate friendly dryer possible.



Full-flow regeneration

Unlike other designs, the i.HOC® (Integrated Heat of Compression Dryer) system uses 100% of the heat of compression from the second compressor stage for drying purposes (full-flow regeneration). This heat is produced and available for use at no extra cost.

Consistent drying

The advantages of full flow regeneration become obvious, especially with increased coolant temperatures. Kaeser rotary drum dryers achieve outstanding drying results without additional electric heating for air regeneration.



Integrated Heat of Compression Dryer (i.HOC®)

All Kaeser oil-free compressors are available with an optional integrated heat of compression dryer. The patented i.HOC® rotary drum dryer from Kaeser uses up to 100% of the heat of compression for energy saving drying. Thanks to its full-flow regeneration method, these dryers deliver reliable pressure dew points as low as -22°F (-30°C)—without electrical heating or additional cooling of the regeneration air. Available either air-cooled or water-cooled on all models.

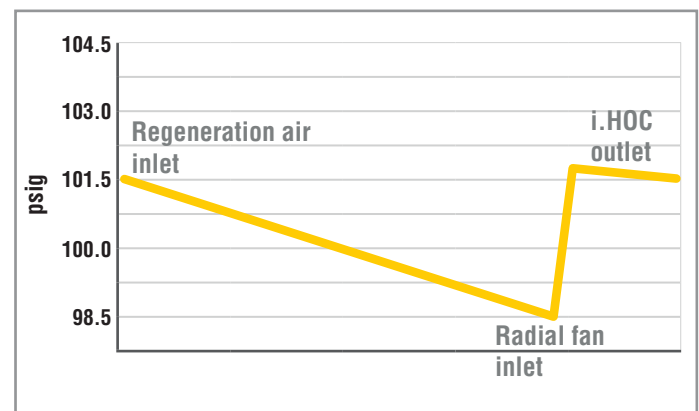
The benefits:

- Dependable pressure dew points below freezing even with high ambient or coolant temperatures
- Pressure dew point stability even at the lowest compressor load — without the need for a partial load compensator.
- Available with pressure dew point control as required
- Highly effective drying and heat recovery with water-cooled compressors



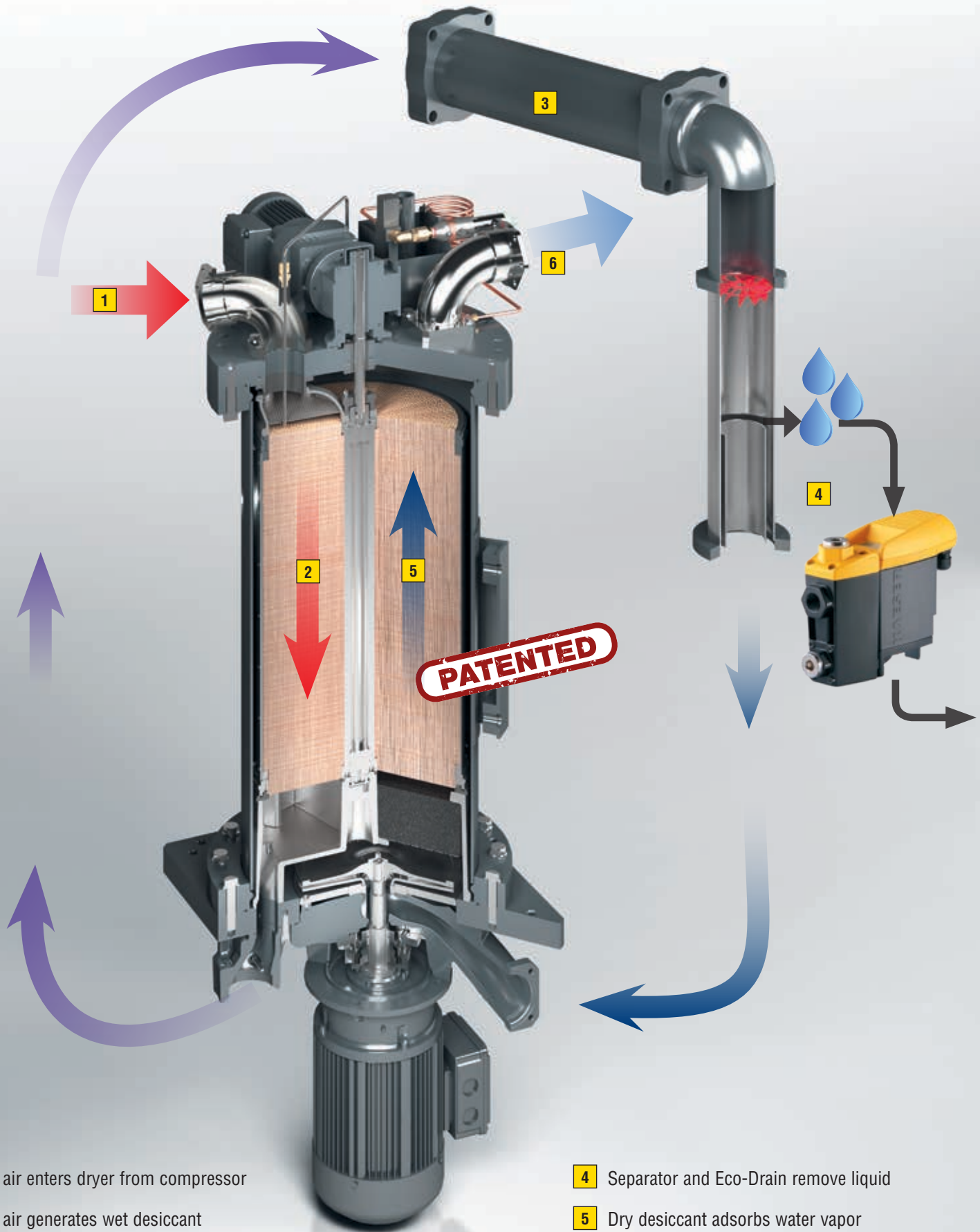
Dew point control

The i.HOC® rotary drum dryer's intelligent control ensures dew point stability even with fluctuating flow rates and at compressor partial load. When commissioned, the target pressure dew point is reached after just one rotation of the drum.



No pressure loss

The radial fan at the bottom of the dryer equalizes drying process pressure losses as required, thereby guaranteeing maximum pressure dew point stability and quality—the pressure at the i.HOC® dryer outlet is higher than at the inlet.




- 1** Hot air enters dryer from compressor
- 2** Hot air generates wet desiccant
- 3** Cooler condenses water to liquid

- 4** Separator and Eco-Drain remove liquid
- 5** Dry desiccant adsorbs water vapor
- 6** Air exits dryer

i.HOC®

Ultra efficiency and low pressure dew points



Durable, low-dust drum

The silica gel desiccant is embedded in a precisely manufactured drum with plain thrust bearings for exceptionally high run-out qualities. The superior sealing between the desiccant and the regeneration sections reduces pressure dew point fluctuations and increases energy efficiency. Low dust desiccant extends downstream filter life.



Variable speed drum motor

The speed of the drum is automatically adjusted to actual compressor performance in order to regenerate the desiccant as effectively as possible. This is the key to ensuring consistently low pressure dew points at varying loads.



Durable and efficient

Thanks to computational fluid dynamics optimization, the flow-optimized radial fan installed in the base of the dryer efficiently compensates for the pressure losses in the i.HOC cooling path.



Condensate separation

A highly efficient condensate separator downstream of the second stage heat exchanger removes condensate absorbed during the regeneration process. Moisture is removed via Eco-Drain to prevent contamination and increase service life.

Air treatment options

Depending on the pressure dew point you need, Kaeser offers several options, from traditional refrigerated dryers to heatless desiccant dryers. The i.HOC dryer presents a unique combination of low dew point, space savings, and superb energy efficiency. Contact your local authorized Kaeser representative to discuss your air treatment needs.



Refrigerated dryer

For many oil-free applications, refrigerated dryers are the go-to choice for delivering the best possible energy efficiency and lowest investment cost for dew points down to 38°F. For lower dew points, a desiccant dryer is needed.

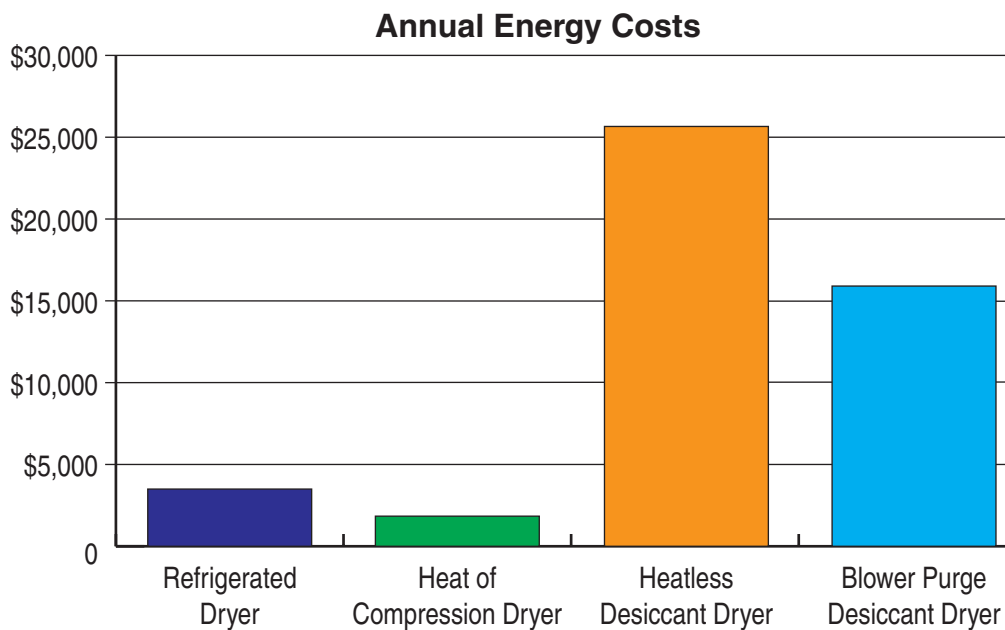
Integrated heat of compression dryer

For dew points as low as -22°F, the optional i.HOC drum dryer is integrated into the package. The hot compressed air from the second compression stage is used to regenerate the desiccant.

38°F

-22°F

Cost Comparisons



Based on 8760 hours of operation, maximum ambient temperature 100°F, air pressure at dryer inlet 100 psig, maximum air temperature at dryer inlet 100°F, maximum air flow rate of 1000 scfm, and \$0.10/kWh.



Heated desiccant dryer

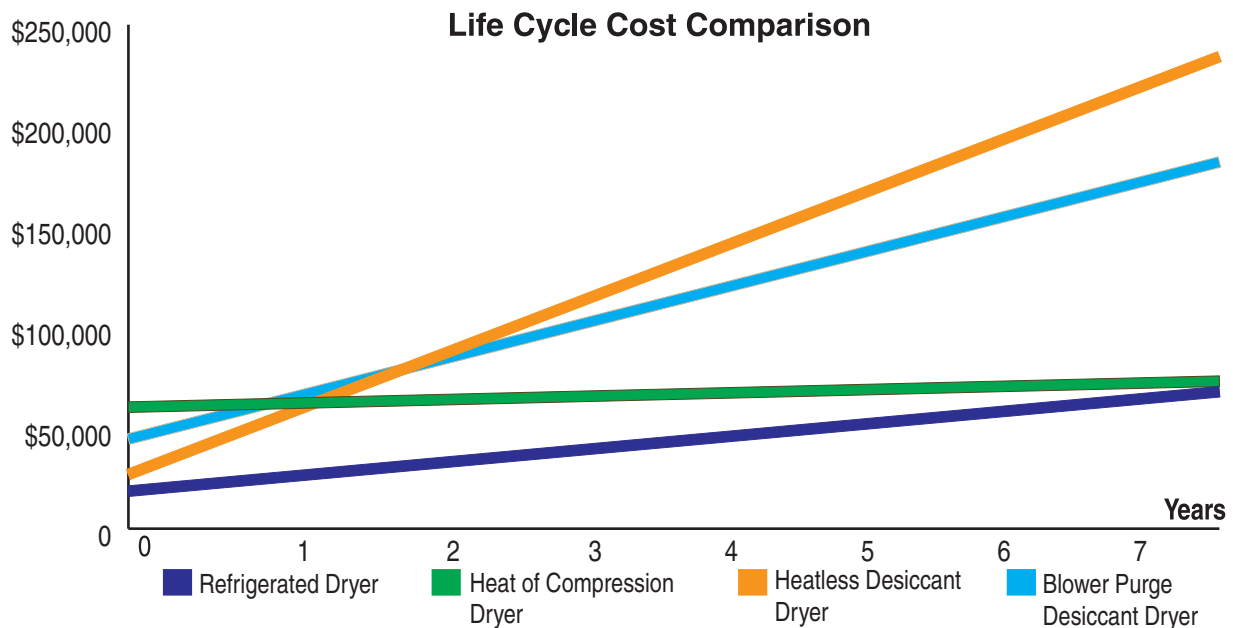
For dew points as low as -40°F, Kaeser heated exhaust or blower purge desiccant dryers (KED and KBP) are cost effective choices, especially for larger flow applications.

Heatless desiccant dryer

If extremely low dew points are needed, the Kaeser KAD heatless desiccant dryer can reach dew points as low as -100°F. KAD dryers are initially less expensive than blower or exhaust purge dryers, however they have the highest operating costs due to purge losses.

-40°F

-100°F



Based on 8760 hours of operation, maximum ambient temperature 100°F, air pressure at dryer inlet 100 psig, maximum air temperature at dryer inlet 100°F, maximum air flow rate of 1000 scfm, and \$0.10/kWh.

Heat recovery

Air-cooled compressors

Recovering warm compressor exhaust air is an innovative way to seize savings potential. Kaeser has the expertise to help you with everything you need to know and will be with you every step of the way.

Water-cooled compressors

Using the compact heat recovery module integrated directly into the compressor, generating hot water for production or auxiliary heating purposes couldn't be simpler. Cost and space-intensive external infrastructure is not necessary with Kaeser's solutions and the amortization period of the heat recovery module is usually less than a year (see sample calculation below).



Example amortization calculation water-cooled compressor

Inlet temperature	68°F
Relative humidity	30%
Cooling water inlet (primary)	68°F
Cooling water outlet (primary)	176°F
Compressor power consumption CSG-130-2 145 psi(g)	130 hp
Heat recovery potential based on total power consumption	87%
Recoverable heat capacity	113 hp
Annual operating hours	6,000 hrs
Kilowatt hours per year	505,296 kWh
Fuel costs	\$0.10 / kWh
Annual fuel cost savings	\$50,530
Amortization period	< 1 year



Up to
195 °F
hot

Process, heating, and service water

Compressor exhaust heat can be used to produce hot water with temperatures up to 195 °F, which can then be used for a wide range of applications.



Space heating with warm exhaust air

Heating is made easy thanks to radial fans with high residual thrust. The reusable warm air from air-cooled oil-free screw compressors can be easily ducted away to spaces that require heating—and usually without the need for additional fans.

Technical Specifications

SFC Units

Model	Pressure Range ⁽¹⁾ (psig)	FAD Complete Unit at Max Working Pressure Air-cooled ⁽²⁾ (acfm)		Rated Motor Power (hp)	Sound Level (dB(A)) ⁽³⁾	Standard Air-cooled ⁽⁴⁾ Units		Water-cooled Units	
		Min.	Max.			Dimensions W x D x H (in.)	Weight (lb.) ⁽⁵⁾	Dimensions W x D x H (in.)	Weight (lb.) ⁽⁵⁾
CSG 70-2 SFC CSG 70-2T SFC CSG 70-2RD SFC	60	99	337	75	74		5236		5236
	90	111	297						
	125	126	250						
CSG 90-2 SFC CSG 90-2 T SFC CSG 90-2 RD SFC	60	117	412	75	75		5236		5236
	90	114	374						
	125	126	321						
CSG 120-2 SFC CSG 120-2 T SFC CSG 120-2 RD SFC	60	141	472	100	76	98 x 64 ⁵ / ₈ x 84 ¹ / ₄ T: 111 ³ / ₄ x 64 ⁵ / ₈ x 84 ¹ / ₄ RD: 123 ⁵ / ₈ x 64 ⁵ / ₈ x 84 ¹ / ₄	5545	98 x 64 ⁵ / ₈ x 77 ¹ / ₂ T: 111 ³ / ₄ x 64 ⁵ / ₈ x 77 ¹ / ₂ RD: 123 ⁵ / ₈ x 64 ⁵ / ₈ x 77 ¹ / ₂	5545
	90	161	470						
	125	147	431						
	145	170	404						
CSG 130-2 SFC CSG 130-2 T SFC CSG 130-2 RD SFC	125	183	474	125	76		5820		5820
	145	193	473						
DSG 180-2 SFC DSG 180-2 RD SFC	65	310	795	150	81		9149		8488
	90	332	761						
	125	312	665						
	145	337	615						
DSG 220-2 SFC DSG 220-2 RD SFC	65	278	823	175	81	135 ¹ / ₄ x 68 ⁷ / ₈ x 93 ⁷ / ₈ RD: 168 ¹ / ₈ x 68 ⁷ / ₈ x 93 ⁷ / ₈	9370	135 ¹ / ₄ x 68 ⁷ / ₈ x 81 ¹ / ₈ RD: 168 ¹ / ₈ x 68 ⁷ / ₈ x 81 ¹ / ₈	8708
	90	295	821						
	125	320	773						
	145	378	737						
DSG 260-2 SFC DSG 260-2 RD SFC	65	309	967	200	82		9700		9039
	90	330	966						
	125	347	911						
	145	364	858						
DSG 290-2 SFC DSG 290-2 RD SFC	100	382	1059	250	84		10,141		9480
	125	418	1058						
	145	447	1057						
FSG 420-2 SFC FSG 420-2 RD SFC	100	553	1529	350	83	152 x 81 ³ / ₄ x 107 ⁷ / ₈ 182 ¹ / ₄ x 81 ³ / ₄ x 107 ⁷ / ₈	14,440 17,086	143 ³ / ₄ x 81 ³ / ₄ x 87 ³ / ₈ 176 ¹ / ₄ x 81 ³ / ₄ x 87 ⁷ / ₈	13,779 16,314
	125	608	1422						
	145	653	1334						
FSG 500-2 SFC FSG 500-2 RD SFC	100	621	1789	450	84		15,432 18,078		14,771 17,306
	125	666	1702						
	145	702	1612						

For NOTES see back page

Specifications are subject to change without notice.

Fixed Speed Units

Model	Pressure Range ⁽¹⁾ (psig)	FAD Complete Unit at Max Working Pressure Air-cooled (acfm) ⁽²⁾	Rated Motor Power (hp)	Sound Level (dB(A)) ⁽³⁾	Standard Air-cooled ⁽⁴⁾ Units		Water-cooled Units					
					Dimensions W x D x H (in.)	Weight (lb.) ⁽⁵⁾	Dimensions W x D x H (in.)	Weight (lb.) ⁽⁵⁾				
CSG 55-2 CSG 55-2T CSG 55-2 RD	90 125	247 192	50	73	98 x 64 ⁵ / ₈ x 84 ¹ / ₂ T: 111 ³ / ₄ x 64 ⁵ / ₈ x 84 ¹ / ₄ RD: 123 ⁵ / ₈ x 64 ⁵ / ₈ x 84 ¹ / ₄	5005	98 x 64 ⁵ / ₈ x 77 ¹ / ₂ T: 111 ³ / ₄ x 64 ⁵ / ₈ x 77 ¹ / ₂ RD: 123 ⁵ / ₈ x 64 ⁵ / ₈ x 77 ¹ / ₂	5005				
CSG 70-2 CSG 70-2 T CSG 70-2 RD	60 90 125	344 298 245	60	73					5093	5093		
CSG 90-2 CSG 90-2 T CSG 90-2 RD	60 90 125 145	390 342 296 273	75	74					5236	5236		
CSG 120-2 CSG 120-2 T CSG 120-2 RD	60 90 125 145	461 459 421 420	100	75					5545	5545		
CSG 130-2 CSG 130-2 T CSG 130-2 RD	125 145	457 456	125	76					5820	5820		
DSG 140-2 DSG 140-2 RD	65 90 125 145	581 579 576 512	125	80					7496	6834		
DSG 180-2 DSG 180-2 RD	65 90 125 145	694 692 689 576	150	81					7826	7165		
DSG 220-2 DSG 220-2 RD	65 90 125 145	820 819 780 689	175	81					135 ¹ / ₄ x 68 ⁷ / ₈ x 93 ⁷ / ₈ RD: 168 ¹ / ₈ x 68 ⁷ / ₈ x 93 ⁷ / ₈	8047	135 ¹ / ₄ x 68 ⁷ / ₈ x 81 ¹ / ₈ RD: 168 ¹ / ₈ x 68 ⁷ / ₈ x 81 ⁷ / ₈	7385
DSG 260-2 DSG 260-2 RD	65 90 125 145	966 964 908 816	200	82					8378	7716		
DSG 290-2 DSG 290-2 RD	100 125 145	962 961 961	250	84					8819	8157		

For NOTES see back page

Continued next page

Specifications are subject to change without notice.

Fixed Speed Units—Continued

Model	Pressure Range ⁽¹⁾ (psig)	FAD Complete Unit at Max Working Pressure Air-cooled (acfm) ⁽²⁾	Rated Motor Power (hp)	Sound Level (dB(A)) ⁽³⁾	Standard Air-cooled ⁽⁴⁾ Units		Water-cooled Units										
					Dimensions W x D x H (in.)	Weight (lb.) ⁽⁵⁾	Dimensions W x D x H (in.)	Weight (lb.) ⁽⁵⁾									
FSG 300-2 FSG 300-2 RD	90	1144	250	82	152 x 81¼ x 107½ 182¼ x 81¼ x 107⅞	12,236 14,881	143¼ x 81¼ x 87½ 176¼ x 81¼ x 87½	11,574 14,110									
	125	1006															
	145	795															
FSG 350-2	65	1391	300	82				152 x 81¼ x 107½ 182¼ x 81¼ x 107⅞	12,677	143¼ x 81¼ x 87½ 176¼ x 81¼ x 87½	12,015						
	90	1388															
	125	1261															
FSG 350-2 RD	125	1261	300	82							152 x 81¼ x 107½ 182¼ x 81¼ x 107⅞	15,322	143¼ x 81¼ x 87½ 176¼ x 81¼ x 87½	14,551			
	145	1148															
FSG 420-2	65	1591	350	83										152 x 81¼ x 107½ 182¼ x 81¼ x 107⅞	13,118	143¼ x 81¼ x 87½ 176¼ x 81¼ x 87½	12,456
	90	1589															
	125	1501															
	145	1261															
FSG 420-2 RD	90	1589	350	83	152 x 81¼ x 107½ 182¼ x 81¼ x 107⅞	15,763	143¼ x 81¼ x 87½ 176¼ x 81¼ x 87½										14,991
	125	1501															
	145	1261															
FSG 500-2 FSG 500-2 RD	125	1769	450	83				152 x 81¼ x 107½ 182¼ x 81¼ x 107⅞	13,779 16,424	143¼ x 81¼ x 87½ 176¼ x 81¼ x 87½							13,118 15,653
	145	1586															
FSG 501-2* FSG 501-2 RD*	145	1766	450	77							N/A	N/A					

NOTES:

- (1) Other pressures available from 45 to 145 psig. (2) Performance rated in accordance with CAGI/ISO 1217 test code. (3) Per ISO 2151 using ISO 9614-2.
 - (4) Dimensional drawings for air-cooled and water-cooled units as well as “T” and RD models are available on request from your local authorized Kaeser distributor.
 - (5) Weights may vary slightly depending on airtend model.
- 460 or 575 V, 3 ph, 60 Hz; other voltages available. Compressors are available water-cooled with stainless steel, plate type heat exchangers as standard equipment. Shell and tube heat exchangers are available on request.

Specifications are subject to change without notice.



www.kaeser.com

Kaeser Compressors, Inc.
511 Sigma Drive
Fredericksburg, VA 22408 USA
Telephone: 540-898-5500
Toll Free: 800-777-7873
info.usa@kaeser.com

Kaeser Compressors Canada Inc.
3760 La Vérendrye Street
Boisbriand, QC J7H 1R5 CANADA
Telephone: (450) 971-1414
Toll free: (800) 477-1416
info.canada@kaeser.com

Kaeser Compresores de México S de RL de CV
Calle 2 #123
Parque Industrial Jurídica
76100 Querétaro, Qro.
Telephone: 01 (442) 218 64 48
sales.mexico@kaeser.com

Kaeser Compresores de Guatemala y Cia. Ltda.
Calz. Atanasio Tzul 21-00, zona 12
El Cortijo II, Bodega 501
01012—Guatemala City
Telephone: +502 2412-6000
info.guatemala@kaeser.com

